

# Updating & upgrading your SDT270

Content

[Updating](#)

[Upgrading](#)

## Updating

To get the latest version of your SDT270 Firmware, Turn on your SDT270 and when the measurement screen is loaded, connect it to your computer.

### Using Ultranalysis Suite

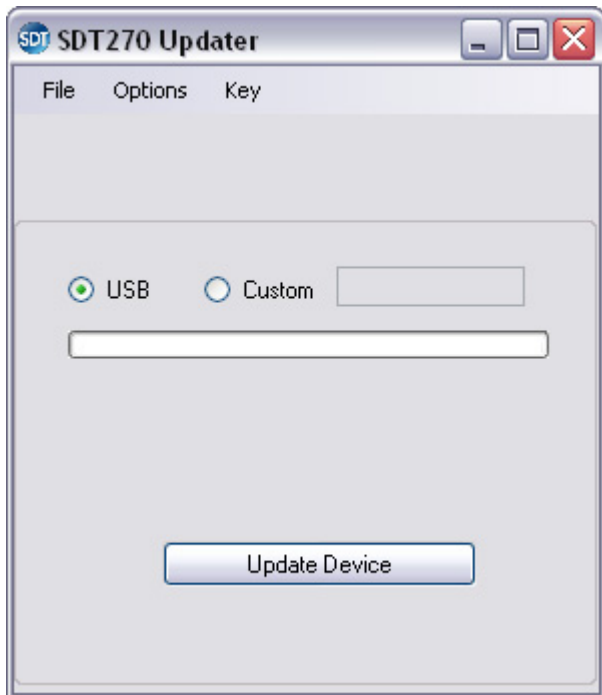
If you are using a SDT270 SU or DU version, please run Ultranalysis suite. Select the menu "**Device / SDT 270 / Update Firmware**". On the Device update window, tick the radio button "**USB**" and then click "**Check for updates**".

### Using DataDump application

If you are using a SDT270 version SD or DD, please run DataDump application. Select the menu "**Device / Update Firmware**". On the Device update window, tick the radio button "**USB**" and then click "**Check for updates**".

### Using Updater application

If you are using a SDT270 SB or SS, please run Updater application, tick the radio button "**USB**" and then click "**Update Device**".



*You need an internet connection to complete an update.*

*After the warranty period, this functionality is reserved to our customers who have a valid SoundCare Support Program.*

## Upgrading

If you want to upgrade your SDT270 to a higher version, please contact first SDT North America, SDT International or your local agent, which will send you by email an Upgrade Key file. The key name has a format type "ne270xxxxxx.sdt.key" where "neSDT270xxxxxx" is the serial number of the device you want to upgrade. Store this file in your computer to a specific location.

Turn on your SDT270 and when the measurement screen is loaded, connect it to your computer.

## Using Ultranalysis Suite

If you are using a SDT270 SU or DU version, please run Ultranalysis suite. Select "**Device / SDT 270 / Upload Key**". On the next screen click "**Upgrade**".

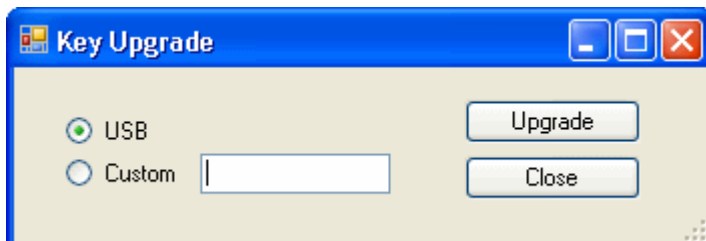
Using DataDump application

If you are using a SDT270 version SD or DD, please run DataDump application. Select "**Device / Upload Key**". On the next screen click "**Upgrade**".

Using Updater application

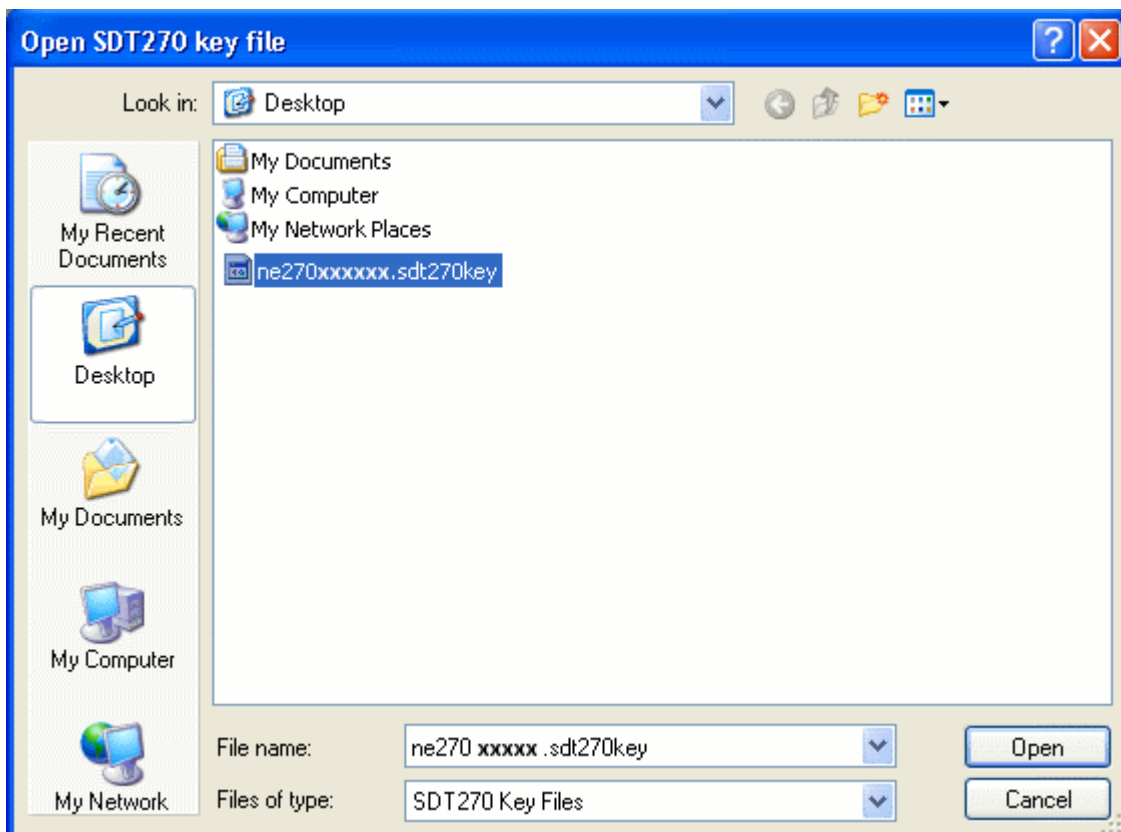
If you are using a SDT270 SB or SS, please run Updater application. Select "**Key**" and "**Key Upgrade**".

On the next screen click "**Upgrade**".



*Upgrade window*

A new screen appears. Select the Key file from the location you previously stored it and click "**Open**".





*When the upgrade process is completed, disconnect your SDT270 from your computer and then restart it.*

---