

# Install SDT DataDump Application

## Installation from the USB stick

Plug the USB stick delivered with your equipment in a USB port of your computer and run the file "starMe.exe". After choosing the language, from the main page, select "**Install SDT DataDump Software**".

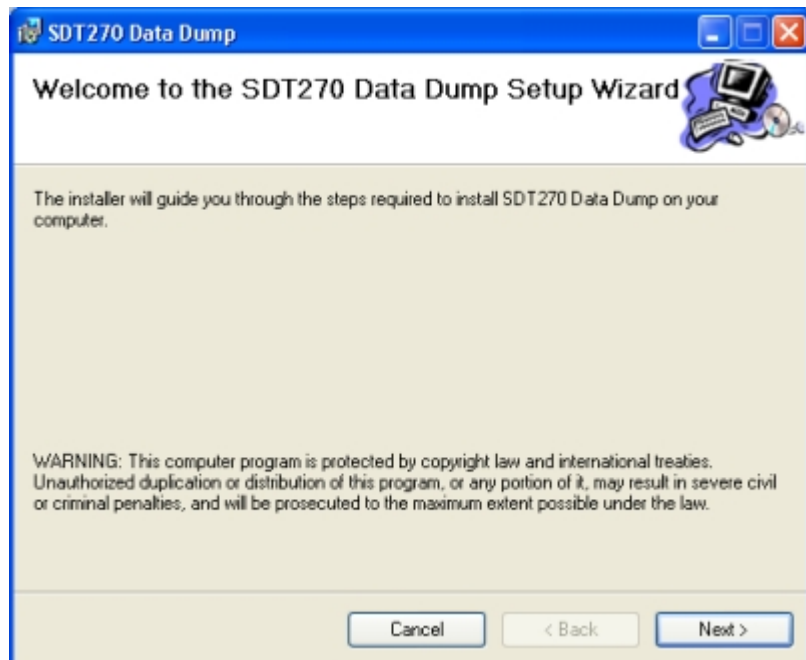
To continue the installation, please turn to the chapter "**Starting up the installation**".

## Online Installation

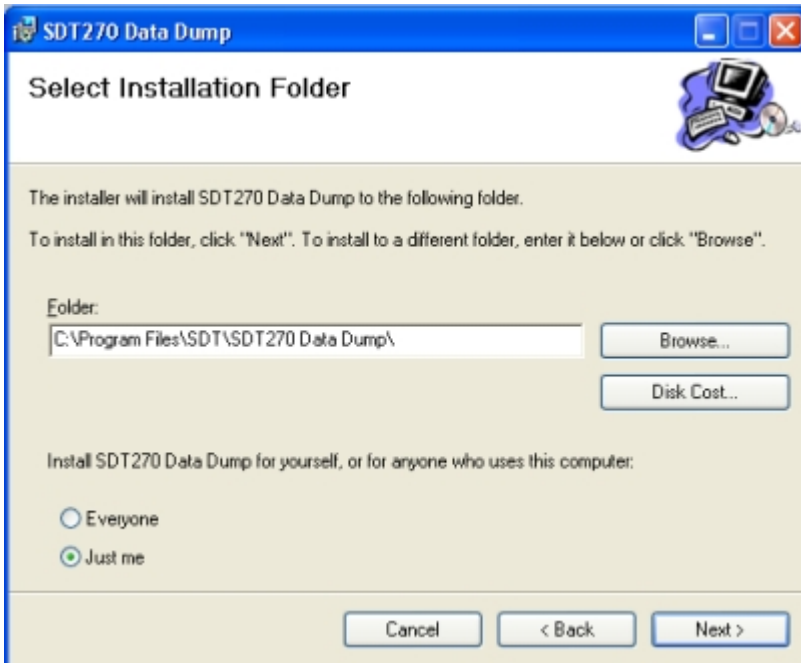
Download the file [SetupDataDump.msi](#) on your computer and run this file when download is complete.

## Starting up the installation

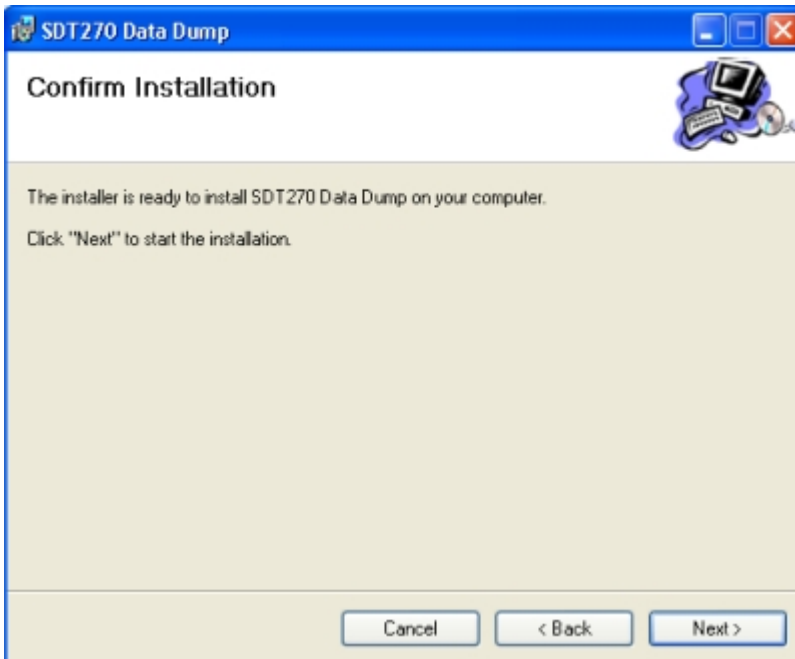
You should now see the following screen:



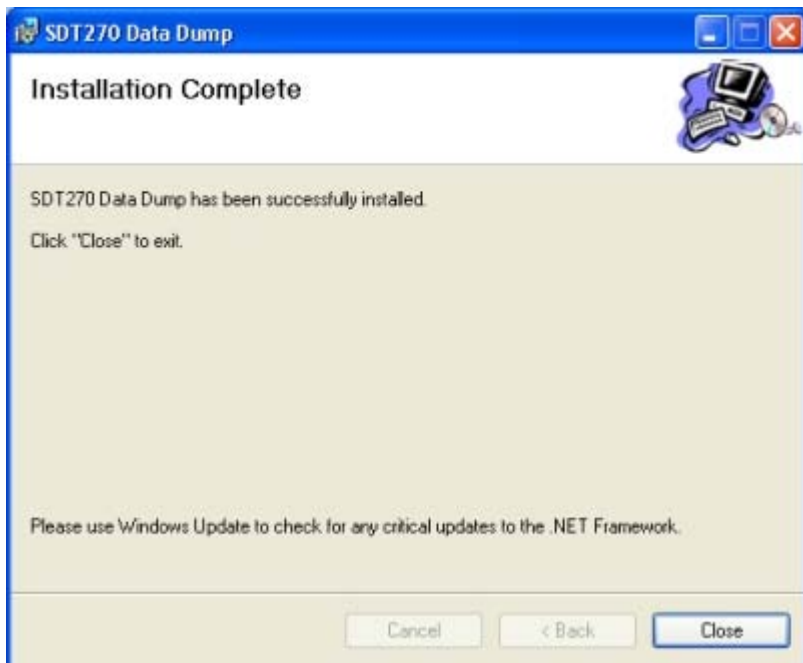
Click "**Next**". Then, the following screen appears:



By default, the SDT DataDump software will be installed in the folder C:\Program Files\SDT\SDT270 Data Dump. You can specify a different location at your convenience by clicking on "**Browse**". Click "**Next**". The following screen appears:



Click "**Next**".



A new screen confirms the software is installed. Click "**Close**" to complete the setup.

---

## Activation and registration of SDT DataDump application

You previously received your serial number by e-mail (if not, please contact your SDT representative) :

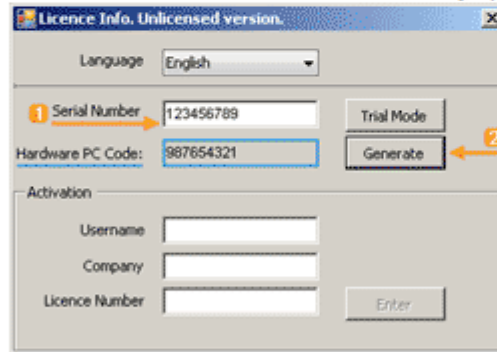
Dear John DOE,

The following license has been assigned to you.

Type	Serial No	License No	Assigned to
UAS Dynamic	123456789	not yet activated	My Company, John DOE

### Quick guide

1. Install the software on the destination computer.
2. Generate your computer's hardware code:
  - Start the software.
  - The license info form will be automatically opened :



- There, enter the serial number of your license.
  - ...and click the "Generate" button.
3. Then go to the [license activation page](#) and follow the instructions.

SDT International - [www.sdt.be](http://www.sdt.be)

Standard e-mail of serial number attribution

Click the link in the license e-mail to visit our license activation service ([extranet.sdt.eu/licenses/activate](http://extranet.sdt.eu/licenses/activate)).

There, follow the instructions to get your license number and activate your license.